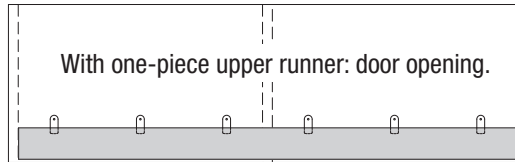
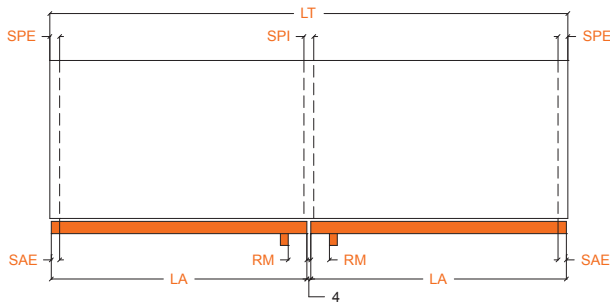
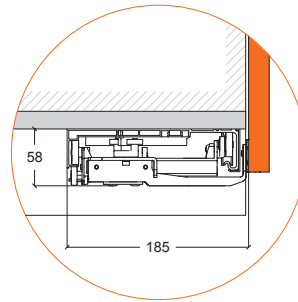
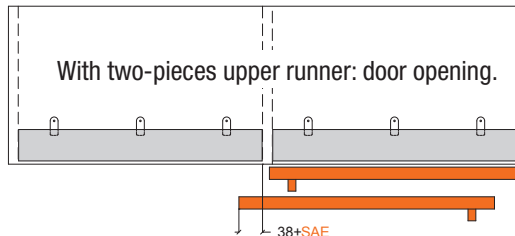


Minimum space
35 mm for fastening
and adjusting.



$$17 + \text{SAE} - \text{SPI} / 2$$



$$38 + \text{SAE}$$

COD.	mm
LT	
LA	
HT	
HI	
HA	
SPA	
SPAM	
SPB	
SPC	
SPE	
SPI	
SAB	
SAC	
SAE	
RM	
RAS	

<input type="checkbox"/>	Motorized
<input type="checkbox"/>	Light buttons
<input type="checkbox"/>	Remote control

LT	LA	HT	HI	HA	SPA	SPAM	SPB	SPC	SPE	SPI	SAB	SAC	SAE	RM	RAS
Larghezza totale mobile (mm) Total width of cabinet (mm) Gesamter Schrankkorpusbrettenmass (mm)	Larghezza anta (mm) Width of door (mm) Türbreite (mm)	Altezza totale mobile (mm) Total height of cabinet (mm) Gesamter Schrankkorpusstehenmass (mm)	Altezza vano interno mobile (mm) Height of interior of cabinet (mm) Innen Schrankkorpushöhe (mm)	Altezza anta (mm) Height of door (mm) Türhöhe (mm)	Spessore anta (mm) Thickness of door (mm) Türstärke (mm)	Spessore anta + maniglia (mm) Thickness of door + handle (mm) Türstärke + Griff (mm)	Spessore base (mm) Thickness of bottom panel (mm) Untere Korpusplattenstärke (mm)	Spessore cielo (mm) Thickness of top panel (mm) Obere Korpusplattenstärke (mm)	Spessore spalla esterna (mm) Thickness of side panel (mm) Seiten Korpusstärke (mm)	Spessore spalla centrale (mm) Thickness of centre panel (mm) Mittelseite Korpusstärke (mm)	Sormonto anta su base (mm) Superimposition of door on bottom panel (mm) Tur vor Unterboden (mm)	Sormonto anta su cielo (mm) Superimposition of door on top panel (mm) Tur vor Oberplatte (mm)	Sormonto anta su spalla esterna (mm) Superimposition of door on side panel (mm) Tur vor Aussenseiten (mm)	Rientro maniglia dal bordo anta (mm) Recess of handle from edge of door (mm) Griffabstand von seitliche Kante (mm)	Rientro anta dalla struttura (mm) Recess of door from structure (mm) Türabstand von Struktur (mm)

Legend of necessary codes and specifications for order.